





# Building a Fishbowl



We are going to sequence the steps to building a fishbowl!





FIRST add sand to the fishbowl.





FIRST

THEN add a plant to the sand.





THEN

NEXT fill the bowl with water.








NEXT

LAST add the fish to the fishbowl.



LAST

We sequenced the steps to building a fishbowl!




1

2

3

4

# Building a Fishbowl Clip Cards

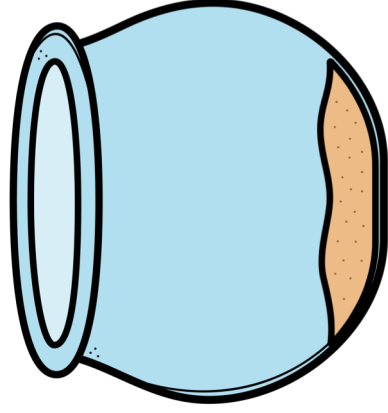


This is the **FIRST** step. What number step is it?

1

2

4



This is the **THEN** step. What number step is it?

2

3


4

This is the **NEXT** step. What number step is it?

1

3


4



This is the LAST step. What number step is it?



Which picture is the sand?




2




3






4



Which picture is the bowl?



Which picture is the plant?



# Building a Fishbowl

Let's build a fish bowl! First add sand and a plant to the bowl. Then fill the bowl with water. Next add a fish to the bowl. Now the fish has a home!

## Put the Steps in Order

1




First

2

Then

3


Next



# Building a Fishbowl

Let's build a fish bowl! First add sand to the bowl. Then add a plant to the bowl. Next fill the bowl with water. Last add a fish to the bowl. Now the fish has a home!

## Put the Steps in Order




First

Then

Next

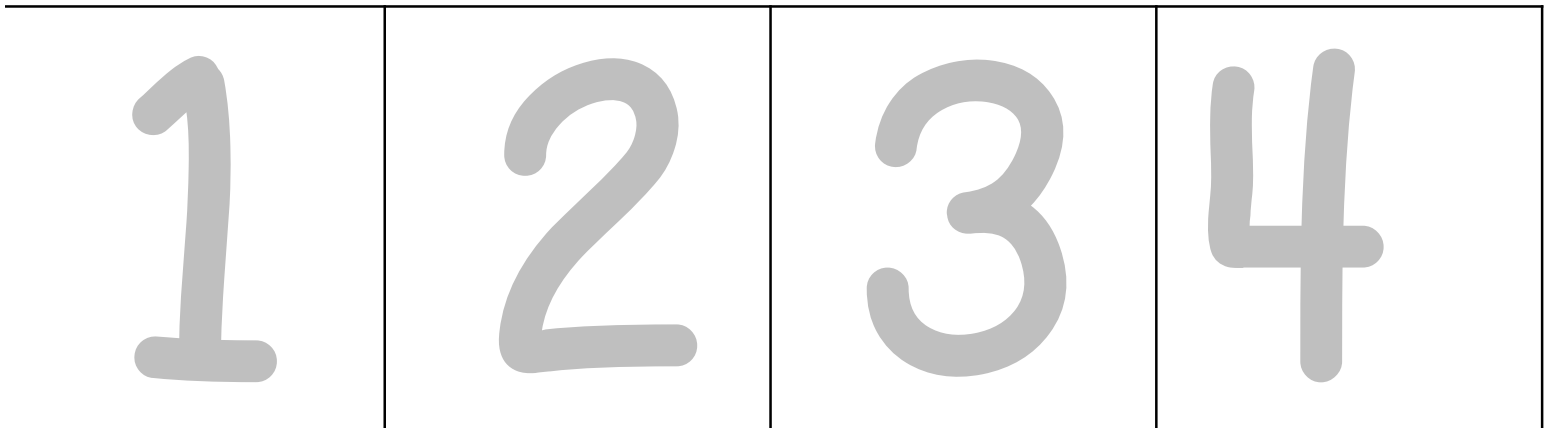
Last



# Building a Fishbowl

Let's build a fish bowl! First add sand to the bowl. Then add a plant to the bowl. Next fill the bowl with water. Last add a fish to the bowl. Now the fish has a home!

## Put the Steps in Order




First

Then

Next

Last



# Building a Fishbowl

Let's build a fish bowl! First add sand to the bowl. Then add a plant to the bowl. Next fill the bowl with water. Last add a fish to the bowl. Now the fish has a home!

## Put the Steps in Order

--	--	--	--

First

Then

Next

Last


---

Add water to the fish bowl	Add sand to the fish bowl	Add a plant to the fish bowl	Add a fish to the fish bowl
-------------------------------------	------------------------------------	---------------------------------------	--------------------------------------




A

# Building a Fishbowl




By \_\_\_\_\_


# FIRST




# THEN




# NEXT



LAST




Fish Bowl



Sand




Plant




B

# Building a Fishbowl




By \_\_\_\_\_


\_\_\_\_\_ add  
sand to the fish  
bowl.




\_\_\_\_\_ add a  
plant to the fish  
bowl.



\_\_\_\_\_ add  
water to the fish  
bowl.




\_\_\_\_\_ add a  
fish to the fish  
bowl.



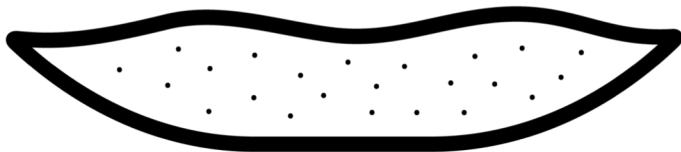
This is a

\_\_\_\_\_.




This is

\_\_\_\_\_.




This is a

\_\_\_\_\_.



C

# Building a Fish Bowl



By \_\_\_\_\_

---

---


---



---

---


---



---

---


---



---

---

---



---

---

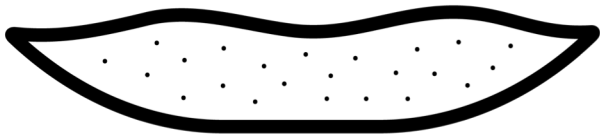
---



---

---


---








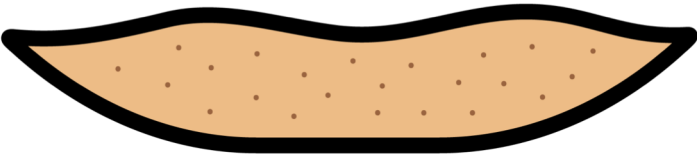


---

---

---









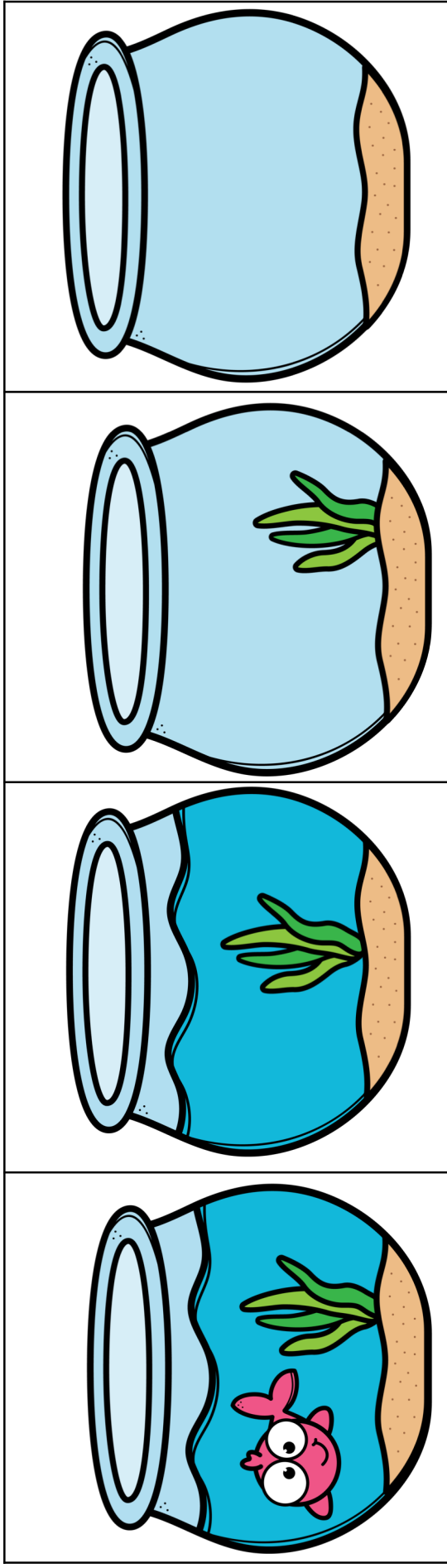
# Sequence and Re-tell

Put the pictures in order, then retell the steps of building a fish bowl!

1	2	3	4
---	---	---	---

--	--	--	--

# Visuals for Sequence and Re-tell



# Building a Fish Bowl

## Communication Support


First




Then



Next



Last



1

2

3

4

